

iNfeel

VOL.17

iNfeel
VOL.17

PS	
PS 103	NEW F G 05
PS 104	NEW F G 07
PS 106	NEW F G 07
PS 107	NEW F G 05
PS 108	NEW F G 07
PS 109	NEW F G 07

SM	
SM 816	NEW F G 08
SM 819	NEW F G 08
SM 829	NEW F G 09
SM 834	F G 09
SM 835	F G 09
SM 836	F G 08
SM 837	G 09
SM 839	F G 09
SM 843	NEW F G 09
SM 845	NEW F G 09
SM 847	NEW F G 09
SM 849	NEW F G 09
SM 885	G 09
SM 886	F G 08

SL	
SL 247	NEW F G 12
SL 249	NEW F G 12
SL 257	NEW F G 13
SL 260	NEW F G 12
SL 500	F G 13
SL 513	F G 15
SL 514	G 15
SL 515	G 12
SL 516	F G 13
SL 519	G 13
SL 521	F G 13
SL 522	F G 11
SL 523	F G 13
SL 524	F G 12
SL 526	F G 12
SL 527	F G 13
SL 528	G 12
SL 529	G 13

SL	
SL 530	G 13
SL 532	F G 12
SL 533	G 12
SL 534	F G 12
SL 536	G 13
SL 539	G 13
SL 541	F G 11
SL 542	F G 13
SL 543	F G 11
SL 544	F G 12
SL 545	G 12
SL 547	G 12
SL 548	F G 13
SL 549	G 12
SL 551	F G 13
SL 553	F G 11
SL 554	F G 15
SL 557	G 12
SL 558	F G 12
SL 559	F G 15
SL 560	F G 14
SL 561	F G 13
SL 564	F G 13
SL 565	F G 12
SL 566	G 12
SL 567	F G 12
SL 568	G 12
SL 570	G 12
SL 571	F G 15
SL 572	F G 15
SL 579	F G 12
SL 580	G 15
SL 581	F G 15
SL 582	F G 15
SL 584	F G 13
SL 585	F G 13
SL 586	F G 13
SL 587	F G 12
SL 588	G 12
SL 589	F G 13
SL 591	G 12
SL 593	G 12
SL 595	G 15
SL 596	F G 12

SL	
SL 597	G 12
SL 598	G 13
SL 599	F G 13
SL 600	NEW F G 11
SL 609	NEW F G 12
SL 610	F G 13
SL 611	F G 13
SL 612	F G 13
SL 613	G 13
SL 614	F G 12
SL 616	F G 13
SL 665	F G 13
SL 666	F G 13
SL 669	F G 13

SE	
SE 281	F G 17
SE 290	F G 17
SE 291	F G 17
SE 292	F G 17
SE 293	F G 17
SE 297	F G 17
SE 637	F G 17

MD	
MD 421	F G 19
MD 424	F G 19
MD 970	F G 18
MD 974	G 18
MD 975	G 19
MD 976	F G 19

SD	
SD 840	F G 21
SD 841	F G 23
SD 842	F G 22
SD 844	F G 21
SD 846	F G 21
SD 848	F G 22
SD 850	G 23
SD 852	G 23

SD	
SD 853	F G 22
SD 854	G 22
SD 855	F G 22
SD 856	F G 23
SD 857	F G 23
SD 858	F G 22
SD 859	G 21
SD 863	F G 23
SD 864	F G 22
SD 865	F G 22
SD 866	F G 23
SD 870	F G 23

MT	
MT 209	NEW F G 28
MT 210	NEW F G 28
MT 213	NEW F G 25
MT 216	NEW F G 25
MT 218	NEW F G 25
MT 227	NEW F G 25
MT 229	NEW F G 25
MT 230	F G 29
MT 231	F G 29
MT 232	F G 29
MT 233	F G 29
MT 236	NEW F G 25
MT 662	F G 29
MT 725	G 26
MT 726	G 26
MT 741	G 29
MT 744	G 29
MT 745	G 29
MT 746	G 29
MT 747	G 29
MT 762	G 26
MT 782	G 26

MS	
MS 712	G 31
MS 716	F G 31
MS 717	G 31
MS 733	G 31

MS	
MS 734	G 31
MS 737	G 31
MS 738	F G 31

ST	
ST 110	NEW F G 34
ST 111	NEW F G 35
ST 118	NEW F G 37
ST 129	NEW F G 37
ST 244	NEW F G 37
ST 340	NEW F G 35
ST 341	NEW F G 35
ST 342	NEW F G 33
ST 343	NEW F G 33
ST 346	NEW F G 33
ST 349	NEW F G 33
ST 640	F G 40
ST 645	F G 40
ST 648	F G 40
ST 650	F G 40
ST 656	F G 40
ST 935	G 41
ST 937	F G 41
ST 974	F G 40

EH	
EH 133	F G 42
EH 134	F G 42
EH 139	G 43
EH 140	G 43
EH 145	G 43
EH 147	G 43
EH 148	G 45
EH 150	G 45
EH 152	G 44
EH 153	F G 45
EH 157	G 45
EH 158	F G 43
EH 159	F G 43

HG	
HG 978	G 47
HG 980	G 46
HG 984	G 47
HG 990	G 46
HG 992	G 47
HG 993	G 47

NI	
NI 910	G 49
NI 940	G 49
NI 941	G 49
NI 945	G 49
NI 948	G 49
NI 949	G 49
NI 952	G 48
NI 953	G 49
NI 957	G 49
NI 987	G 48
NI 996	G 49
NI 997	G 49

MW	
MW 130	NEW F G 51
MW 136	NEW F G 51
MW 178	NEW F G 52
MW 179	NEW F G 52
MW 181	NEW F G 55
MW 182	F G 59
MW 183	F G 59
MW 184	F G 59
MW 185	F G 59
MW 186	NEW F G 55
MW 190	F G 58
MW 191	F G 58
MW 192	F G 58
MW 193	F G 58
MW 194	F G 57
MW 195	F G 57
MW 196	F G 57
MW 197	F G 57

LW	
LW 096	NEW F G 61
LW 097	NEW F G 61
LW 098	NEW F G 63
LW 099	NEW F G 63
LW 100	NEW F G 64
LW 101	NEW F G 64
LW 237	NEW F G 64
LW 238	NEW F G 64
LW 241	F G 66
LW 242	F G 66
LW 380	G 41
LW 410	G 87
LW 411	G 87
LW 412	G 87
LW 414	G 87
LW 447	F G 66
LW 448	G 66
LW 449	G 41
LW 450	F G 41
LW 461	F G 84
LW 464	G 84
LW 466	G 67
LW 478	G 67
LW 487	G 67
LW 491	G 66
LW 497	G 66
LW 498	G 67
LW 721	F G 84
LW 722	F G 84
LW 723	F G 85
LW 724	F G 84
LW 748	G 87
LW 749	G 87
LW 773	G 67
LW 776	G 39
LW 777	F G 39
LW 821	F G 41
LW 822	F G 40
LW 888	G 67
LW 890	G 67
LW 892	G 66
LW 893	F G 66
LW 994	G 66
LW 996	F 67

LW	
LW 999	G 66

WD	
WD 003	F G 72
WD 005	G 74
WD 008	F G 75
WD 024	G 78
WD 029	G 69
WD 034	G 74
WD 035	G 78
WD 048	G 79
WD 049	G 78
WD 066	F G 72
WD 084	F G 74
WD 094	G 75
WD 112	F G 69
WD 114	G 71
WD 115	F G 75
WD 117	G 71
WD 119	G 78
WD 121	G 72
WD 123	G 70
WD 124	F G 69
WD 126	G 81
WD 128	G 72
WD 143	G 75
WD 160	F G 70
WD 161	G 70
WD 162	G 81
WD 163	F G 72
WD 167	G 71
WD 168	G 74
WD 169	F G 76
WD 171	F G 70
WD 172	F G 72
WD 173	F G 71
WD 174	F G 71
WD 175	F G 81
WD 180	G 75
WD 188	F G 81
WD 189	G 81
WD 225	G 75
WD 226	G 81

WD	
WD 234	F G 78
WD 235	F G 76
WD 243	F 70
WD 259	F G 79
WD 288	G 81
WD 296	F G 79
WD 300	F G 74
WD 301	F G 74
WD 302	F G 74
WD 305	F G 75
WD 306	F G 79
WD 307	F G 71
WD 311	F G 78
WD 312	G 79
WD 313	G 74
WD 315	G 79
WD 323	F G 77
WD 324	G 79
WD 325	G 74
WD 326	G 74
WD 330	G 76
WD 331	F G 72
WD 332	F G 76
WD 338	G 81
WD 373	G 81
WD 389	G 81
WD 506	G 79
WD 571	G 79
WD 624	G 79
WD 634	G 78
WD 653	G 71
WD 664	G 78
WD 695	G 75
WD 720	G 72
WD 793	G 70
WD 794	G 70
WD 799	G 78
WD 800	G 70
WD 811	G 70
WD 817	F G 71
WD 818	G 75
WD 820	F G 78
WD 823	G 75
WD 827	G 69

WD	
WD 828	G 71
WD 902	F G 71
WD 903	G 72
WD 904	G 70
WD 906	F G 72

FB	
FB 851	NEW F G 83
FB 899	NEW F G 83
FB 931	F G 84
FB 932	F G 84
FB 933	F G 84

LT	
LT 708	G 87

AB	
AB 010	G 89
AB 019	G 89
AB 021	F G 89
AB 026	F G 89

PW	
PW 426	G 89
PW 436	G 89

iNfeel



01

Excellent Workability



Compared to existing surface finishes, construction is easier and the work efficiency is high, which can shorten the work schedule. It is economical in all aspects because it is easy to change and maintain as well as stick to the curved surface.

02

High Durability



Excellent durability keeps it the same as it first felt. Excellent numerical stability minimizes deformation due to thermal temperature and humidity. It has excellent pollution resistance, making cleaning easy.

03

Various Uses



From multi-use facilities such as restaurants, hotels, hospitals, and department stores to any indoor space, such as apartments, office hotels, indoor buildings, pillars, ceilings, doors, art walls, molding and partitions.

iNfeel

• SOLID

Premium Solid
Solid Matt
Solid
Solid Emboss
Matt Design
Solid Design

• METAL

Metal
Metal Shiny
Stone
Enamel High-gloss
High-gloss
Natural & Innovative

• WOOD

Matt Wood
Luxury Wood
Wood

• FABRIC


Fabric
Leather
Abstract
Paper Weave

Premium Solid




※ The color of the above image may be different from the actual product color.

PS 103



Premium Solid

NEW F G PS 103



Premium Solid

NEW F G PS 107

Premium Solid

NEW New pattern F F/R G Non F/R



※ The color of the above image may be different from the actual product color.

PS 106



Premium Solid

NEW F G PS 104



Premium Solid

NEW F G PS 106



Premium Solid

NEW F G PS 108



Premium Solid


NEW F G PS 109

Solid Matt




※ The color of the above image may be different from the actual product color.


SM 816 · SM 829




Solid Matt NEW F G SM 886




Solid Matt NEW F G SM 816



Solid Matt F G SM 836



Solid Matt NEW F G SM 819




Solid Matt NEW F G SM 843




Solid Matt NEW F G SM 845



Solid Matt NEW F G SM 847



Solid Matt G SM 885



Solid Matt F G SM 834




Solid Matt NEW F G SM 829




Solid Matt NEW F G SM 849



Solid Matt G SM 837



Solid Matt F G SM 835



Solid Matt F G SM 839

Solid




Solid


NEW New pattern F/R G Non F/R



※ The color of the above image may be different from the actual product color. SL 249 · SL 257




Solid




Solid F E SL 560




Solid F E SL 513




Solid F E SL 554




Solid F E SL 581



Solid F E SL 571




Solid E SL 595




Solid E SL 580




Solid E SL 514



Solid F E SL 559



Solid F E SL 582



Solid F E SL 572



※ The color of the above image may be different from the actual product color. SL 559

Solid Emboss



※ The color of the above image may be different from the actual product color.


SE 293



Solid Emboss F G SE 281




Solid Emboss F G SE 293




Solid Emboss F G SE 290




Solid Emboss F G SE 297



Solid Emboss F G SE 291



Solid Emboss F G SE 292



Solid Emboss F G SE 637

Matt Design



※ The color of the above image may be different from the actual product color.

MD 421



Matt Design

MD 975




Matt Design

MD 421




Matt Design

MD 970



Matt Design

MD 974



Matt Design

MD 424



Matt Design

MD 976

Solid Design




※ The color of the above image may be different from the actual product color.

SD 844



Solid Design

F G SD 840



Solid Design

F G SD 844



Solid Design

F G SD 846



Solid Design

G SD 859

Solid Design



Solid Design F G SD 842



Solid Design F G SD 855



Solid Design F G SD 848



Solid Design G SD 852




Solid Design F G SD 870



Solid Design F G SD 856



Solid Design F G SD 863



Solid Design G SD 854



Solid Design F G SD 858



Solid Design F G SD 857



Solid Design F G SD 841



Solid Design F G SD 864



Solid Design F G SD 853



Solid Design G SD 850



Solid Design F G SD 866




Solid Design F G SD 865

Metal




※ The color of the above image may be different from the actual product color.

MT 216



Metal

NEW F G MT 229




Metal

NEW F G MT 236



Metal

NEW F G MT 213




Metal

NEW F G MT 216



Metal

NEW F G MT 218



Metal

NEW F G MT 227


Metal



Metal G MT 725



Metal G MT 726



Metal G MT 762



Metal G MT 782



※ The color of the above image may be different from the actual product color.


MT 762

Metal



※ The color of the above image may be different from the actual product color.


MT 210



Metal NEW F G MT 209



Metal NEW F G MT 210



Metal F G MT 230



Metal G MT 745



Metal F G MT 231




Metal G MT 741




Metal F G MT 232




Metal G MT 746




Metal MT 233



Metal G MT 744



Metal F G MT 662




Metal G MT 747

Metal Shiny




※ The color of the above image may be different from the actual product color.

MS 738



Metal Shiny

MS 734




Metal Shiny

MS 717



Metal Shiny

MS 738



Metal Shiny

MS 733



Metal Shiny

MS 712



Metal Shiny

MS 737



Metal Shiny


MS 716

Stone



※ The color of the above image may be different from the actual product color.

ST 342



Stone

NEW F G ST 343



Stone

NEW F G ST 342



Stone

NEW F G ST 346



Stone

NEW F G ST 349

Stone



※ The color of the above image may be different from the actual product color.

ST 110



Stone

NEW F G ST 340



Stone

NEW F G ST 341



Stone

NEW F G ST 110



Stone

NEW F G ST 111

Stone




※ The color of the above image may be different from the actual product color.

ST 129



Stone

NEW F G ST 129



Stone

NEW F G ST 244



Stone

NEW F G ST 118

Stone



※ The color of the above image may be different from the actual product color.

LW 776



Concrete

G LW 776



Concrete

F G LW 777

Stone



Stone F G ST 648



Stripe Stone F G ST 974



Stone F G ST 650



Stone F G ST 640



Stone F G ST 656




Stone F G ST 640



Concrete F G LW 822




Stone F G ST 645



Stone G ST 935



Brick G LW 380



Stone F G ST 937



Concrete G LW 449



Concrete F G LW 821



Concrete F G LW 450

Enamel High-gloss




※ The color of the above image may be different from the actual product color.

EH 133



Bianca

F G EH 133



Nero

F G EH 134



Big Marble

F G EH 158




Big Marble

F G EH 159



Marble

G EH 147




Marble

G EH 139



Marble

G EH 140



Marble

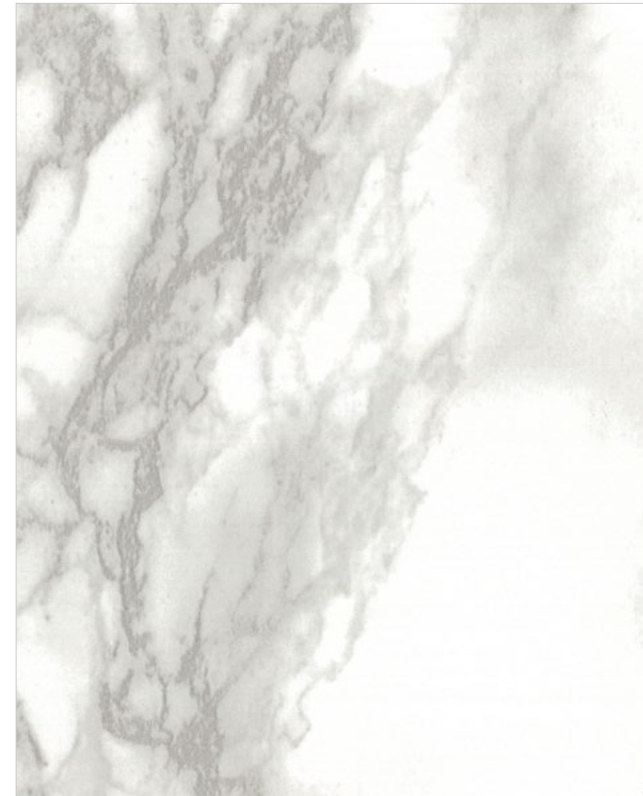
G EH 145

Enamel High-gloss




※ The color of the above image may be different from the actual product color.

EH 153



Marble

EH 148



Marble

EH 150




Marble

EH 152



Marble

EH 153



Herringbone Marble


EH 157

High-gloss



※ The color of the above image may be different from the actual product color.

HG 978




High-gloss

HG 993




High-gloss

HG 978



High-gloss

HG 990



High-gloss

HG 980



High-gloss

HG 992



High-gloss

HG 984

Natural & Innovative



※ The color of the above image may be different from the actual product color.

NI 987



Crema Marfil

NI 952



Marble

NI 987



Red Gold

NI 910




Svevo

NI 957




Lime gold

NI 941




Maron Emperador

NI 945




Linearity Gold

NI 997




Maron Emperador

NI 948



Linearity Light Gold

NI 996



Maron Emperador

NI 949



Lime Silver

NI 940



Nero Marquina

NI 953

Matt Wood




※ The color of the above image may be different from the actual product color.

MW 130



Walnut

NEW F G MW 130



Walnut


NEW F G MW 136

Matt Wood



Oak

NEW F G MW 178



Oak

NEW F G MW 179



※ The color of the above image may be different from the actual product color.

MW 178

WOOD

Matt Wood




※ The color of the above image may be different from the actual product color.

MW 186



Ash

NEW F G MW 181



Ash

NEW F G MW 186

Matt Wood



※ The color of the above image may be different from the actual product color.

MW 196



Standard Oak

F E MW 194



Standard Oak

F E MW 195



Standard Oak

F E MW 196



Standard Oak

F E MW 197

Matt Wood



Classic Oak

F G MW 190



Classic Oak

F G MW 191



Standard Oak

F G MW 182



Oak

F G MW 184



Oak

F G MW 192



Oak

F G MW 193



Oak

F G MW 185



Standard Oak

F G MW 183

Luxury Wood




※ The color of the above image may be different from the actual product color.

LW 097



Oak

NEW F G LW 096



Oak

NEW F G LW 097

Luxury Wood

NEW New pattern F/R G Non F/R




※ The color of the above image may be different from the actual product color.

LW 099



Elm

NEW F G LW 098



Elm

NEW F G LW 099

Luxury Wood



Ash

NEW F G LW 237



Ash

NEW F G LW 238



Oak

NEW F G LW 100



Oak

LW 101



※ The color of the above image may be different from the actual product color.

LW 238

Luxury Wood



Pearl Wood F G LW 447



Oak G LW 999



Atelier Middle White G LW 773




Teak G LW 487




Oak G LW 491



Artificial Wood G LW 497



Maze G LW 888



Maze G LW 890



Walnut F G LW 241



Walnut F G LW 242



Panel G LW 466



Teak F LW 996



Antique G LW 892



Antique F G LW 893



Luxury Wood G LW 994



Pearl Wood G LW 448



Vintage Panel G LW 478



Artificial Wood G LW 498

Wood



※ The color of the above image may be different from the actual product color.

WD 827



Elm

WD 029



Spruce

WD 124



Cream Pearl

WD 112



Antique

WD 827

Wood



Elm **G** WD 904



Birch **G** WD 794



Antique **G** WD 828



Walnut **G** WD 117



Oak **G** WD 161



Ivy **G** WD 123




Anigre **F** **G** WD 307



Oak **G** WD 653



White Ash **F** **G** WD 160




Birch **F** WD 243



Oak **G** WD 114



Pine **F** **G** WD 902




Birch **G** WD 793




Ash **G** WD 811



Oak **F** **G** WD 817



Oak **F** **G** WD 173



Ash **G** WD 800



Oak **F** **G** WD 171



Oak **G** WD 167



Real Panel Oak **F** **G** WD 174

Wood



French Oak **G** WD 128




Oak **F** **G** WD 331



Oak **F** **G** WD 172




Ash **G** WD 121




Elm **F** **G** WD 066



Teak **G** WD 720



Oak **F** **G** WD 163



Oak **F** **G** WD 906



Pine **G** WD 903



Oak **F** **G** WD 003



※ The color of the above image may be different from the actual product color.

WD 720

Wood



Oak F G **WD 084**



Maple F G **WD 301**



Teak F G **WD 305**



Pine G **WD 094**



Maple F G **WD 300**



Sycamore F G **WD 302**



Oak G **WD 818**



Maple G **WD 180**



Maple G **WD 325**



Limba G **WD 313**




Oak F G **WD 115**




Pine G **WD 695**



Oak G **WD 005**



Noce G **WD 034**



Oak G **WD 823**



Cherry F G **WD 008**



Maple G **WD 326**



Oak G **WD 168**



Oak G **WD 143**



Oak G **WD 225**

Wood



Oak

F G WD 332



Oak

F G WD 235



※ The color of the above image may be different from the actual product color.

WD 235




Oak

G WD 330



Oak

F G WD 169



Teak

F G WD 323

Wood



Oak F G **WD 234**




Teak G **WD 119**



Teak F G **WD 306**



Walnut G **WD 506**



Teak G **WD 799**




Acacia F G **WD 311**




Cherry G **WD 312**




Sen Antique G **WD 315**




Noce G **WD 035**




Cherry G **WD 634**




Cherry G **WD 571**




Teak G **WD 324**




Acacia G **WD 049**



Cherry G **WD 664**




Cherry G **WD 624**




Walnut F G **WD 259**




Anigre F G **WD 820**



Cherry G **WD 024**



Teak G **WD 048**



Walnut F G **WD 296**

Wood



※ The color of the above image may be different from the actual product color.

WD 389 · WD 175



Walnut

WD 189



Oak

WD 162



Walnut

WD 288



Sen Antique

WD 338



Walnut

WD 188




Graphic Weave

WD 389



Oak

WD 226




Antique Pine

WD 126



Real Panel Black

WD 175



Antique Wood

WD 373

Fabric




※ The color of the above image may be different from the actual product color.

FB 851



Fabric

NEW F G FB 899



Fabric

NEW F G FB 851

Fabric



Fabric F G LW 461



Fabric F G LW 721



Fabric G LW 464



Fabric F G LW 722



Linen F G FB 933




Fabric F G LW 724



Linen F G FB 932



Linen F G FB 931



Fabric F G LW 723




※ The color of the above image may be different from the actual product color. FB 932

Leather



※ The color of the above image may be different from the actual product color.

LW 749



Basic

LW 748




Leather

LT 708



Basic

LW 749



Artificial Leather

LW 410



Artificial Leather

LW 412



Artificial Leather

LW 411



Artificial Leather

LW 414

Abstract Paper Weave



※ The color of the above image may be different from the actual product color.

AB 010



Diaper

AB 021



White Metal

AB 019



Diaper

AB 026



Stone

AB 010



Paper Weave

PW 426



Paper Weave

PW 436

Application conditons and product handling

To ensure the best quality finish, please be sure to follow the recommended settings.

▪ Temperature and Dampness

- INFEEL adhesive films should be applied when air and surface temperature are between 68°F(20°C) and 77°F(25°C).
- The minimum recommended temperature is 53°F(11°C). If the temperature is below 53°F : use a heater, such as a portable gas – fired infrared radiant heater to raise the temperature.

▪ High Temperature / Low Temperature Dampness

- Do not apply to damp surfaces. The surface should be completely dry prior to beginning the installation.
- Utilize a heat gun for adhesion strengthening.

▪ Work Environment

- **Proper lighting.**
The working area should be well lit in order to prevent air pockets or wrinkles on the film.
- **Dust free.**
Working in a dust free area reduces the potential of particles sticking into the film.

▪ Product Handling

- The film must be kept in a cool and dry place. The product should be installed within one year of purchase.
Note : If handling film in the winter, cold weather conditions can lead to cracks on the product.
Tip : Roll up the remaining film and store it inside a paper tube. This will prevent the film from getting damaged.

▪ Surface Preparation

The condition of the surface is critical for a quality installation and finish. As a rule, INFEEL adhesive film can be applied onto any clean, dry, smooth or even slightly porous surfaces. These surfaces must be free of dust, grease and wax : this includes for example, veneer board, aluminum, stainless steel, glass and most painted surfaces. Fresh primer must be completely dry before application because the vapors from the solvents can result in blistering and excessive shrinkage.

Matt Wood / Matt Design / Solid Matt

When constructing bending area, press the product with appropriate force and pressure it completely at surface because the product can be difficult to construct overlapping due to special surface coating treatment.

-
- Wood / Veneer / Hardboard**
1. Smooth and polish the surface, using #180 sandpaper.
 2. If there are rough, rugged or joint areas then treat the areas with putty (a filling or tamping) and follow step 1.
 3. Coat the surface evenly with the exclusive primer for INFEEL adhesive films.

-
- Steel / Aluminum / Stainless**
1. Smooth and polish the surface, using #180 sandpaper. Scrape the rust off the surface and remove the filth with paint(lacquer) thinner.
 2. If there are rough, rugged or joint areas then treat the areas with poly – putty and follow step 1.
 3. Coat the surface evenly with the exclusie primer for INFEEL adhesive films. Try not to leave primer residue to the surface border.

The logo for iNfeel is displayed in a white, elegant script font. It is centered within a large, semi-transparent purple circle that is part of a larger graphic design on the right side of the page. The background of the right side features a gradient from light purple at the top to a darker blue-purple at the bottom, with several overlapping circles and lines in various shades of purple and blue.

iNfeel